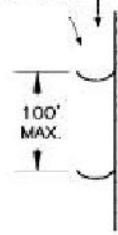


PLAN VIEW

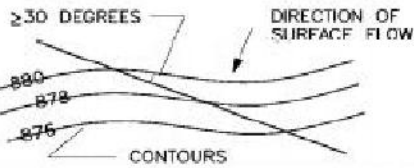
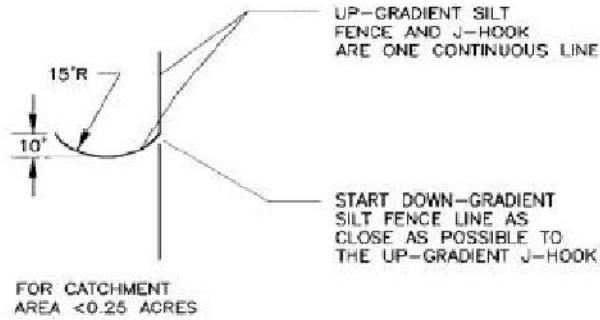
I. SPACING REQUIREMENTS

DIRECTION OF SURFACE FLOW



NOTE: SPACING DISTANCES WILL VARY, BUT ARE NOT TO EXCEED 100 FEET

II. SIZING REQUIREMENTS:



NOTE: J-HOOKS SHALL ALSO BE USED WHEN THE SILT FENCE IS INSTALLED AT AN ANGLE OF 30 DEGREES OR GREATER FROM PARALLEL TO THE CONTOURS.